



## Programme

- How to apply
- Top tips
- Next steps

1



## Do I want to go to university?




2



## Key information sites

- [www.ucas.com](http://www.ucas.com)
- [www.aimhigher.ac.uk](http://www.aimhigher.ac.uk)


3



## Key Information

- Process runs from mid Sept – Jan 15<sup>th</sup>
- Students make 5 choices except medicine and vet school where you choose 4
- Applications for Medicine, Veterinary Science, Dentistry, Oxbridge must be complete and sent by 15<sup>th</sup> Oct.
- This year no additional section for Cambridge this year
- Some of the universities require students to sit tests for specific subjects. E.g. Medicine, Law, Imperial College (all subjects) Maths at certain universities.

4



## School Process

<ul style="list-style-type: none"> <li>■ <b>Deadlines</b></li> <li>■ <b>October 15<sup>th</sup> 2008</b></li> <li>■ Oxford/Cambridge + applications for medicine, dentistry and veterinary science</li> <li>■ <b>October half term 2008</b></li> <li>■ Matthew Arnold deadline for all applications excluding art and design</li> </ul>	<ul style="list-style-type: none"> <li>■ <b>15<sup>th</sup> January 2009</b></li> <li>■ Main deadline for all applications except Art and Design</li> <li>■ 24<sup>th</sup> March 2009</li> <li>■ For Art and Design</li> <li>■ Mid April 2009</li> <li>■ All finance forms submitted for those eligible for means tested funding.</li> </ul>
---	---


5



## COSTS

<ul style="list-style-type: none"> <li>■ <b>APPLICATION COST</b></li> <li>■ Standard UCAS fee = £15</li> <li>■ Single application fee = £5</li> </ul> <p><b>FEES</b></p> <ul style="list-style-type: none"> <li>■ Tuition fees up to £3145</li> <li>■ Living Costs = variable</li> </ul> <p><b>Websites</b></p> <ul style="list-style-type: none"> <li>■ <a href="http://www.dfes.gov.uk/studentsupport">www.dfes.gov.uk/studentsupport</a></li> <li>■ <a href="http://www.ucas.com/parents">www.ucas.com/parents</a></li> </ul>	<p><b>Sources of Finance</b></p> <ul style="list-style-type: none"> <li>■ Grants up to £2835 pa. Household income of £40,000 would receive a grant of £1000</li> <li>■ Loans up to £6,315</li> <li>■ Scholarships</li> <li>■ Part time work</li> <li>■ Family</li> <li>■ Any government loans do not have to be paid back until graduates earn over £15,000. For those who start to re-pay in 2012 you can have a 5 year repayment holiday when you choose</li> <li>■ Interest in line with inflation not commercial bank rate</li> </ul>
--	---

6



## KEY TERMS

- Application number
- Apply
- Clearing
- Conditional offer
- Confirmation
- Deferral
- Entry profiles
- Extra
- Firm offer
- Insurance offer
- Online track password
- Personal ID
- Route B
- Personal Statement
- Reference


7



## HOW TO CHOOSE THE BEST UNIVERSITY FOR YOU



8




## TYPES OF UNIVERSITY

There are various types of university that students can apply to.

- Oxbridge
- City
- Campus
- Technical
- Scottish
- New Universities or Former Polytechnics


9



## Factors to Consider

- Do you want to live in a city or on a campus?
- What are the living costs like?
- Does the university offer both the course you would enjoy but also the leisure opportunities and lifestyle that you are looking for.
- What is the composition of the student body. Imperial for example, has a 30/70% female male split. Some universities have a very high proportion of foreign students.


10



## How to Pick


1. Read the course information very carefully. Only apply for courses that you are genuinely interested in. Also ensure that you look at the entry profile (what grades are usually offered).
2. Think about geography how far do you want to go?
3. Visit open days – go to three if you can this term. They can often be very helpful in deciding which university you actually like.

11



4. Go with a friend or family as they can give you a second opinion.
5. Visit the city or town next to the university.
6. Talk to people you know at different universities to see what they think.
7. Read up as much as you can about which universities are considered good for the subjects you wish to take.

12



## Helpful websites

- [www.opendays.com](http://www.opendays.com)
- <http://education.guardian.co.uk/chooseadegree>
- [http://www.timesonline.co.uk/to/life\\_and\\_style/education/sunday\\_times\\_university\\_guide/](http://www.timesonline.co.uk/to/life_and_style/education/sunday_times_university_guide/)
- <http://www.hero.ac.uk/>
- <http://education.independent.co.uk/higher/>

13



## What to do next

- Research courses using the UCAS website and prospectuses
- Go on some open days
- Talk to your subject teachers get their advice
- Start to write your personal statement – Wednesday morning
- Register for a UCAS card which gives you info and deals

14